

Colon Cancer

Anil Tumbapura, MD

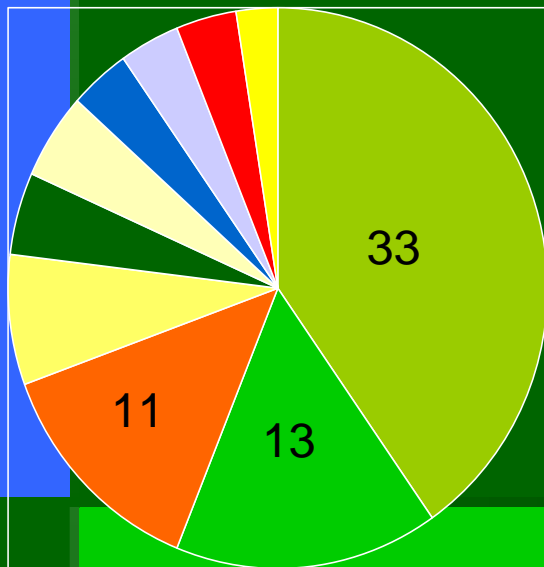
Triangle Gastroenterology

(919) 881-9999

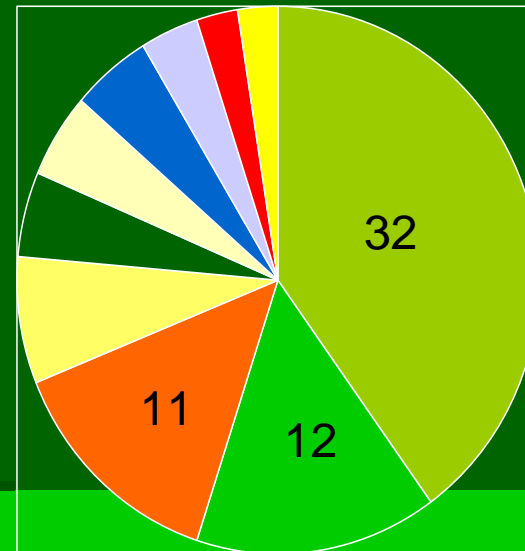
Cancer Prevalence

Male

Female



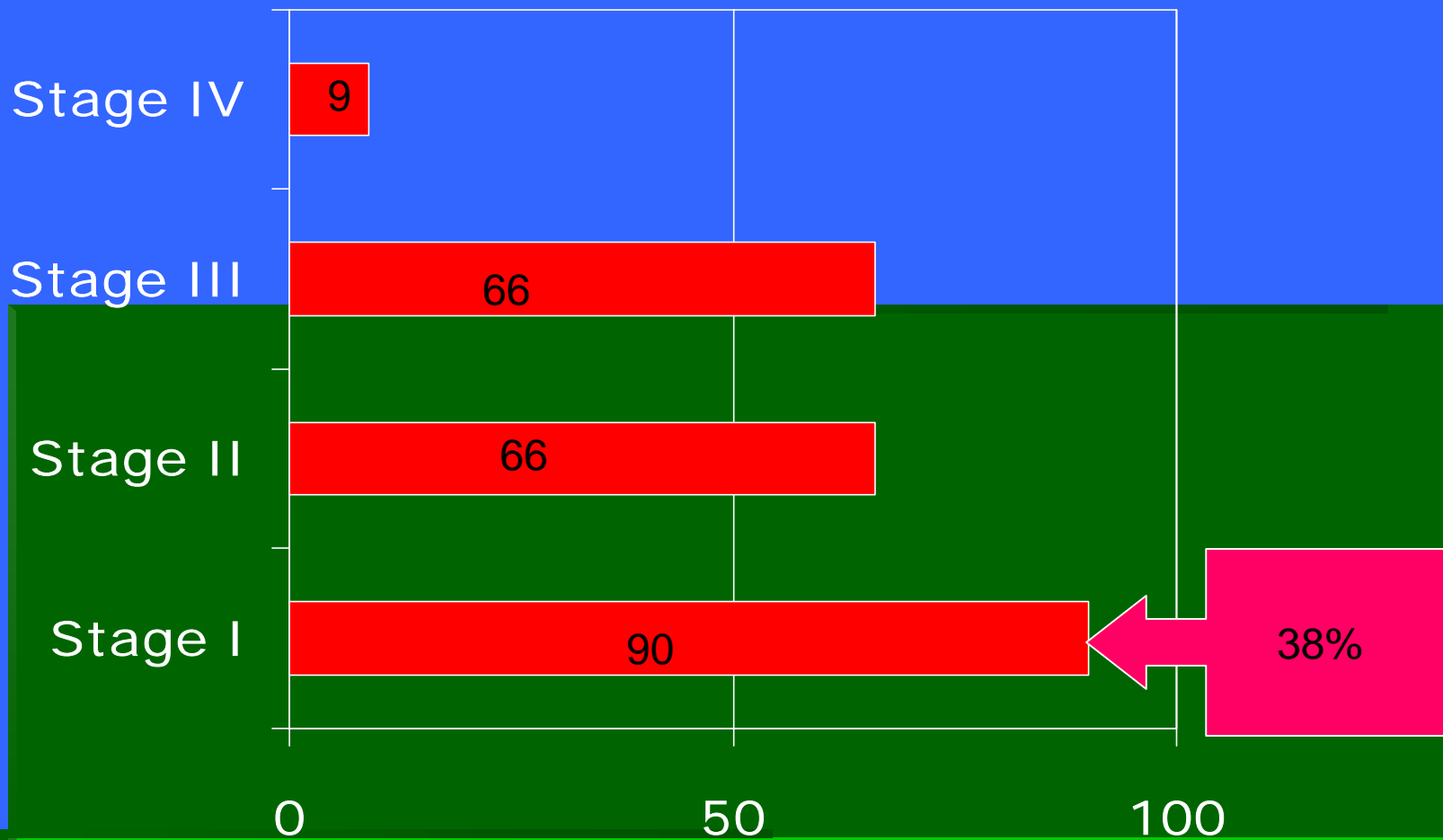
- Prostate
- Lung
- Colon
- Urinary
- Melanoma
- N-Lymphoma
- Kidney
- Leukemia
- Oral cavity
- pancreas



- Breast
- Lung
- Colon
- Uterus
- ovary
- N-Lymphoma
- Melanoma
- Thyroid
- pancreas
- Urinary

Most of the colon and Rectum cancers are diagnosed:

- 1) Routine physical to evaluate anemia
- 2) Screening colonoscopy recommended for age 50 and over



How often is the cancer diagnosed early?

What is the ideal screening test ?

- Accurate family history
- Colonoscopy
- Stool DNA or RNA test
- Virtual colonoscopy

Altered Genetics?

Germline Mutations



Cancer

Strike 3

Strike 2

Strike 1

Somatic Mutations



Cancer

Strike 3

Strike 2

Strike 1

Strike 0

- One 1st deg relative with CRC - 2 to 3 x risk
- Two 1st degree relative with CRC -3 to 4 x risk
- 1st degree relative < 50 years - 4 to 6 x risk
- One 2nd degree relative with CRC- 1.5 x risk
- One 1st degree relative with polyp - 2 x risk

Average risk Individuals

Screening strategies

- Annual fecal occult blood test (FOBT)
- Flex sigmoidoscopy every 5 years
- FOBT + Flex sigmoidoscopy every 5 years
- Double contrast barium every 5-10 yrs
- Colonoscopy every 10 yrs

Adenoma

Tubulo-Villous Adenoma

Adenoma With Dysplasia

Cancer



10 Years



Colon Cancer is a killer

Don't sit on it